

Fuseholder Open Design, 5 x 20 / 6.3 x 32 mm, SMD, VDE: 250/500 VAC, UL/CSA: 600 V, Cover, IEC 60355-1



250/500 VAC · 4 W / 10 A (VDE) · 600 V · 16 A (UL/CSA)

See below:

[Approvals and Compliances](#)

Description

- Fuseholder for 500 VAC (according to IEC) or 600 V (according to UL / CSA) applications
- Fuse block accepts 5x20 or 6.3x32 fuse-links


Applications

- Equipment with three-phase supply (400 VAC)

Weblinks

[pdf data sheet](#), [html datasheet](#), [General Product Information](#), [Distributor-Stock-Check](#), [Accessories](#), [Detailed request for product](#), [Microsite](#)

Technical Data

Shock-Safe Category	PC1
Fuse-Link	5 x 20 / 6.3 x 32 mm
Mounting	PCB
Attachment	Screw/Rivet
Terminal	Solder SMT
Rated Voltage	250/500 VAC (VDE), 600 V (UL/CSA)
Rated current	10 A (VDE), 16 A (UL/CSA)
Rated Power Acceptance IEC	4 W / 10 A @ Ta 23 °C 2.5 W / 10 A with transparent cover
Degree of Protection	IP20 (with cover)
Protection Class	Suitable for appliances with protection class I acc. to IEC 61140
Admissible Ambient Air Temp.	-40 °C to 85 °C
Climatic Category	40/085/21 acc. to IEC 60068-1
Material: Socket	Thermoplastic, black, UL 94V-0
Material: Cover	Thermoplastic black UL 94V-0
Material: Terminals	Copper alloy, tin-plated
Unit Weight	3.7 g
Storage Conditions	0 °C to 60 °C, max. 70% r.h.
Product Marking	 Type, Rated Voltage, Power Acc./ Current Rating, Certification marks

Soldering Methods	Reflow (lead-free) Soldering Profile
Solderability	245-260 °C / max. 30 sec acc. to JEDEC J-STD-020D
Solderability	245-260 °C / max. 30 sec acc. to JEDEC J-STD-020D
Contact Resistance	≤ 10 mΩ at 100 mA acc. to IEC 60127-6
Dielectric Strength	> 3 kV between life parts (50 Hz: 1 min)
Impulse Withstand Voltage	> 6 kV between life parts
Insulation Resistance	> 10 MΩ between life parts (500 VDC: 1 min)
Overvoltage Category	III acc. to IEC 60664-1
Pollution Degree	3 acc. to IEC 60664-1

Approvals and Compliances




Detailed information on product approvals, code requirements, usage instructions and detailed test conditions can be looked up in [Details about Approvals](#)

SCHURTER products are designed for use in industrial environments. They have approvals from independent testing bodies according to national and international standards. Products with specific characteristics and requirements such as required in the automotive sector according to IATF 16949, medical technology according to ISO 13485 or in the aerospace industry can be offered exclusively with customer-specific, individual agreements by SCHURTER.

Approvals




The approval mark is used by the testing authorities to certify compliance with the safety requirements placed on electronic products.

Approval Reference Type: OGD-SMD

Approval Logo	Certificates	Certification Body	Description
	VDE Approvals	VDE	VDE Certificate Number: 40008993
	VDE Approvals	VDE	VDE Certificate Number: 40018378
	UL Approvals	UL	UL File Number: E39328



Product standards

Product standards that are referenced

Organization	Design	Standard	Description
	Designed according to	IEC 60127-6	Miniature fuses. Part 6. Fuse-holders for miniature fuse-links
	Designed according to	UL 4248-1	Industrial Control Equipment
	Designed according to	CSA C22.2 no. 4248.1	Industrial Control Equipment







Application standards

Application standards where the product can be used

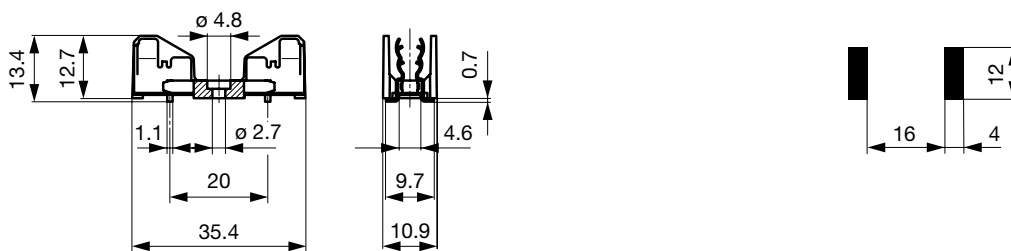
Organization	Design	Standard	Description
	Designed for applications acc.	IEC/UL 62368-1	Audio/video, information and communication technology equipment - Part 1: Safety requirements
	Designed for applications acc.	IEC 60335-1	Safety of electrical appliances for household and similar purposes. Meets the requirements for appliances in unattended use. This includes the enhanced requirements of glow wire tests acc. to IEC 60695-2-11 or -12 & -13.

Compliances

The product complies with following Guide Lines

Identification	Details	Initiator	Description
	CE declaration of conformity	SCHURTER AG	The CE marking declares that the product complies with the applicable requirements laid down in the harmonisation of Community legislation on its affixing in accordance with EU Regulation 765/2008.
	UKCA declaration of conformity	SCHURTER AG	The UKCA marking declares that the product complies with the applicable requirements laid down in the British Amendment of Regulation (EC) 765/2008.
	RoHS	SCHURTER AG	Directive RoHS 2011/65/EU, Amendment (EU) 2015/863
	China RoHS	SCHURTER AG	The law SJ / T 11363-2006 (China RoHS) has been in force since 1 March 2007. It is similar to the EU directive RoHS.
	REACH	SCHURTER AG	On 1 June 2007, Regulation (EC) No 1907/2006 on the Registration, Evaluation, Authorization and Restriction of Chemicals 1 (abbreviated as "REACH") entered into force.
	White Paper Glow wire test	SCHURTER AG	Meets the requirements of IEC 60335-1 for appliances in unattended use. This includes the enhanced requirements of glow wire tests acc. to IEC 60695-2-11 or -12 & -13.

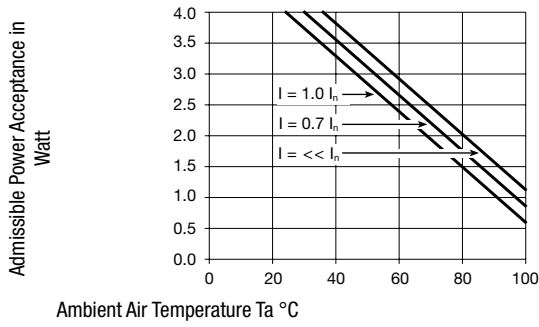
Dimension [mm]  35.4 mm



Solder pads

Derating Curves

with black cover or without cover



All Variants

Holder	Material	Reflow Condition	Remark	Order Number
●	Thermoplastic	acc. to JEDEC J-STD-020D, $T_p=245 \pm 0/-5$ °C, $t_p = \text{max. } 30$ s	-	0031.8241
●	Spec. Thermoplastic 2	acc. to JEDEC J-STD-020D, $T_p=260 \pm 0/-5$ °C, $t_p = \text{max. } 30$ s	-	0031.8242

Most Popular.

Availability for all products can be searched real-time: <https://www.schurter.com/en/Stock-Check/Stock-Check-SCHURTER>

Spec. thermoplastic is suitable for use in devices according to IEC 60335-1 for appliances in unattended use (clause 30.2.3). This standard includes the enhanced requirements of glow wire tests acc. to IEC 60695-2-12 and -13.

Packaging Unit

xxxx.xxxx

Bulk 178 x 91 x 71 mm (100 pcs.)

Accessories

Description



Cover for OGD, OGD-SMD

Cover for Holder OGD, OGD-SMD